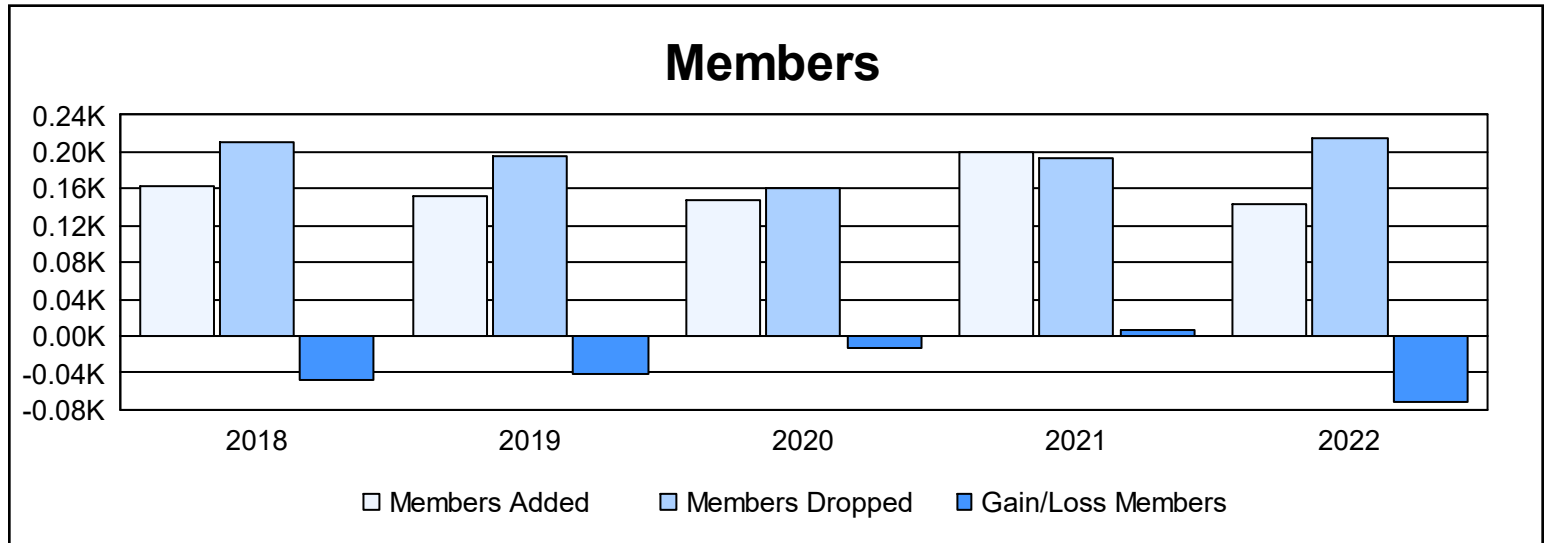
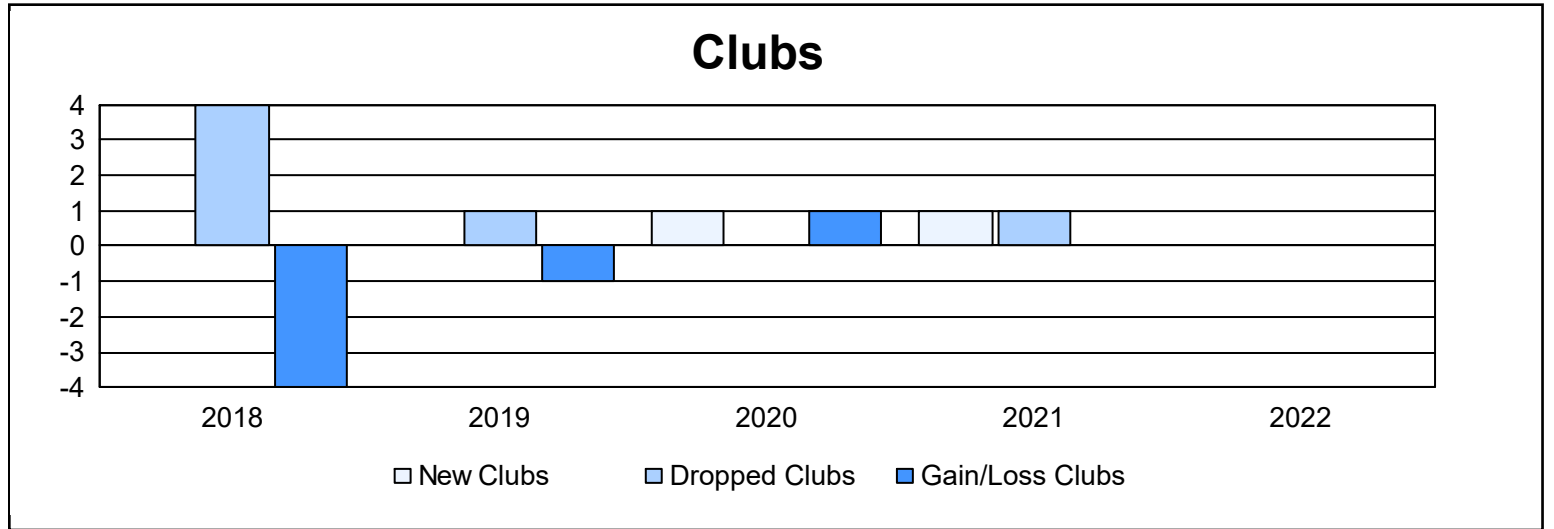
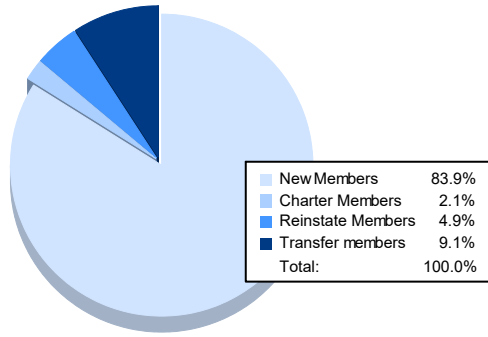


Year	New Clubs	Dropped Clubs	Gain/ Loss Clubs	New Members	Charter Members	Reinstate Members	Transfer Members	Total Member Added	Total Members Dropped	Gain/ Loss Members
2017-2018	0	4	-4	128	2	8	25	163	210	-47
2018-2019	0	1	-1	124	2	8	19	153	195	-42
2019-2020	1	0	1	105	26	4	12	147	161	-14
2020-2021	1	1	0	143	29	6	22	200	193	7
2021-2022	0	0	0	120	3	7	13	143	214	-71
<b>Average</b>	<b>0</b>	<b>1</b>	<b>-1</b>	<b>124</b>	<b>12</b>	<b>7</b>	<b>18</b>	<b>161</b>	<b>195</b>	<b>-33</b>



### Membership Composition June 2022 Cumulative



### Gender Composition June 2022 Cumulative

